

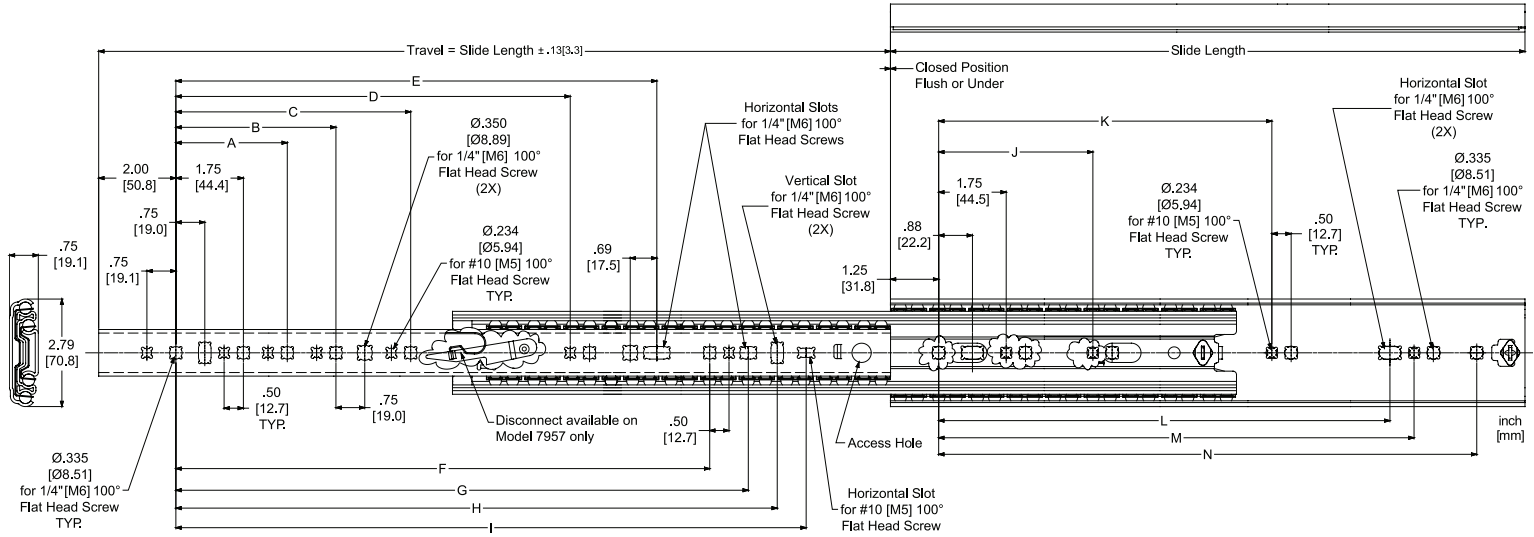


MODELS 7950/7957

Applications: The 7900 series is ideal for pull-out trays, shelves, or drawers for equipment or supply storage in utility and emergency vehicles; stationary industrial storage including tool or equipment boxes; or in machinery or manufacturing carriages, such as ATMs or vending machines.

Heavy-duty slide series
Up to 350 lb. [159 kg.] load capacity*
Drawers up to 42" wide
0.75" [19.1 mm] side space

Models 7950/7957



Model 7957 shown (with disconnect)

Finishes Bright electro-zinc (C) plating
Lengths 12"–36" [305 mm–914 mm]
Height 2.79" [71 mm]
Side Space .75" (+.031, -.000) [19.1 mm (+.79, -.00)]
Travel Full extension
Hardware ¼" [M6] or #10 [M5] 100° Flat Head Screws

Load 350 lbs. [159 kg.] side mount*
150 lbs. [68 kg.] flat mount*
Ball Bearings Carburized steel
Features Model 7950, non-disconnect, silencing
Model 7957, handed lever disconnect
Movement Steel ball bearings
Mounting Side mount, flat mount

Part Number	Slide Length	Slide Travel	A	B	C	D	E	F	G	H	I	J	K	L	M	N
7950 -12	12.00	12.00								7.06	7.81			7.25	7.88	9.50
7957-12	[304.8]	[304.8]								[179.4]	[198.5]			[184.2]	[200.2]	[241.3]
7950 -14	14.00	14.00								9.06	9.81			9.25	9.88	11.50
7957-14	[355.6]	[355.6]								[230.2]	[249.3]			[235.0]	[251.0]	[292.1]
7950 -16	16.00	16.00	4.25					9.31	10.31	11.06	11.81			11.25	11.88	13.50
7957-16	[406.4]	[406.4]	[108.0]					[236.6]	[262.0]	[281.0]	[300.1]			[285.8]	[301.8]	[342.9]
7950 -18	18.00	18.00	4.25					11.31	12.31	13.06	13.81			13.25	13.88	15.50
7957-18	[457.2]	[457.2]	[108.0]					[287.4]	[312.8]	[331.8]	[350.9]			[336.6]	[352.6]	[393.7]
7950 -20	20.00	20.00	4.25	6.75				13.31	14.31	15.06	15.81			15.25	15.88	17.50
7957-20	[508.0]	[508.0]	[108.0]	[171.5]				[338.2]	[363.6]	[382.6]	[401.7]			[387.4]	[403.4]	[444.5]
7950 -22	22.00	22.00	4.25	6.75			12.94	15.31	16.31	17.06	17.81			17.25	17.88	19.50
7957-22	[558.8]	[558.8]	[108.0]	[171.5]			[328.7]	[389.0]	[414.4]	[433.4]	[452.5]			[438.2]	[454.2]	[495.3]
7950 -24	24.00	24.00	4.25	6.75			14.94	17.31	18.31	19.06	19.81			19.25	19.88	21.50
7957-24	[609.6]	[609.6]	[108.0]	[171.5]			[379.5]	[439.8]	[465.2]	[484.2]	[503.3]			[489.0]	[505.0]	[546.1]
7950 -26	26.00	26.00	4.25	6.75			16.94	19.31	20.31	21.06	21.81			21.25	21.88	23.50
7957-26	[660.4]	[660.4]	[108.0]	[171.5]			[430.3]	[490.6]	[516.0]	[535.0]	[554.1]			[539.8]	[555.8]	[596.9]
7950 -28	28.00	28.00	4.25	6.75			18.94	21.31	22.31	23.06	23.81			23.25	23.88	25.50
7957-28	[711.2]	[711.2]	[108.0]	[171.5]			[481.1]	[541.4]	[566.8]	[585.8]	[604.9]			[590.6]	[606.6]	[647.7]
7950 -30	30.00	30.00	4.25	6.75			20.94	23.31	24.31	25.06	25.81	8.00	18.50	25.25	25.88	27.50
7957-30	[762.0]	[762.0]	[108.0]	[171.5]			[531.9]	[592.2]	[617.6]	[636.6]	[655.7]	[203.2]	[469.9]	[641.4]	[657.4]	[698.5]
7950 -32	32.00	32.00	4.25	6.75			22.94	25.31	26.31	27.06	27.81	8.00	20.50	27.25	27.88	29.50
7957-32	[812.8]	[812.8]	[108.0]	[171.5]			[582.7]	[643.0]	[668.4]	[687.4]	[706.5]	[203.2]	[520.7]	[692.2]	[708.2]	[749.3]
7950 -34	34.00	34.00	4.25	6.75	13.75		24.94	27.31	28.31	29.06	29.81	8.00	22.50	29.25	29.88	31.50
7957-34	[863.6]	[863.6]	[108.0]	[171.5]	[349.3]		[633.5]	[693.8]	[719.2]	[738.2]	[757.3]	[203.2]	[571.5]	[743.0]	[759.0]	[800.1]
7950 -36	36.00	36.00	4.25	6.75	13.75	19.75	26.94	29.31	30.31	31.06	31.81	8.00	24.50	31.25	31.88	33.50
7957-36	[914.4]	[914.4]	[108.0]	[171.5]	[349.3]	[501.7]	[684.3]	[744.6]	[770.0]	[789.0]	[808.1]	[203.2]	[622.3]	[793.8]	[809.8]	[850.9]

* Load Rating based on a 18" slide in a 42" drawer, cycled 10,000 times.

Installation Instructions

Cabinet Member

1. Separate slide members by lifting up the disconnect levers on both slides (Model 7957 only). **Note:** Slides are handed. Ensure that the left/right hand drawer member mates with the left/right hand cabinet member to prevent damage when reinserting the drawer members.
2. Install cabinet (large) members first with customer-supplied $\frac{1}{4}$ " [M6] or #10 [M5] 100° angle flat-head screws through the horizontal slots. Be sure slides are parallel. See **Figure 1a** and **3a** for side mounting and **Figure 2a** and **4a** for flat mounting.

Drawer Member

3. Install the drawer member with customer-supplied $\frac{1}{4}$ " [M6] or #10 [M5] 100° angle flat-head screws through the vertical slots. Leave all screws loose for final adjustment. See **Figure 1b** and **2b** for disconnect models and **Figure 3b** and **4b** for non-disconnect model.
4. Make sure ball bearing retainers in the cabinet side are fully forward. Install drawer into cabinet. Close the drawer (Model 7957 only).
5. Open the drawer and adjust slide position until movement is smooth. Tighten all screws. If necessary, use more screws to secure slides and complete installation.

Slide Ordering Instructions

Complete your slide order for the 7900 series by specifying the following information.

	5 Pairs	C	795X	-16	D
Total Slides Required					
Slide Finish					
Slide Model					
7950: non-disconnect					
7957: lever disconnect					
Slide Length					
Polybag Packaging					

Packaging

Distributor Pack (D): One pair of slides in a polybag (left and right hand for model 7957). **Mounting hardware not included.**

Slide lengths 12"–22" are packaged 5 pair per box.
Slide lengths 24"–28" are packaged 4 pair per box.
Slide lengths 30"–36" are packaged 3 pair per box.

Bulk Pack (P) Model 7957 (handed): Left and right hand slides are boxed separately.

Bulk Pack Model 7950 (unhanded): All slides in one box.

Slide lengths 12"–22" are packaged 5 pair per box.
Slide lengths 24"–28" are packaged 4 pair per box.
Slide lengths 30"–36" are packaged 3 pair per box.

Specifications

Slide members: High-Strength Low-Alloy steel.


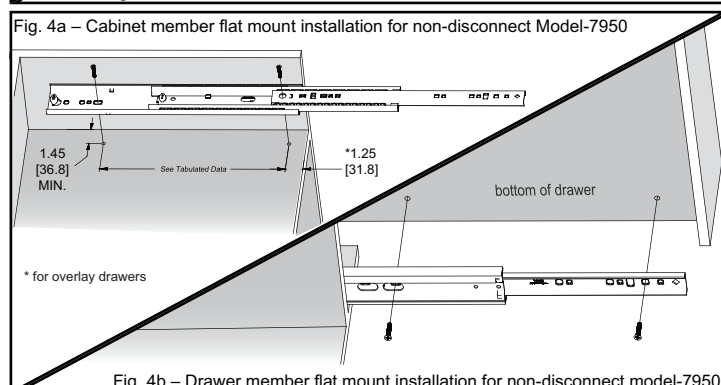
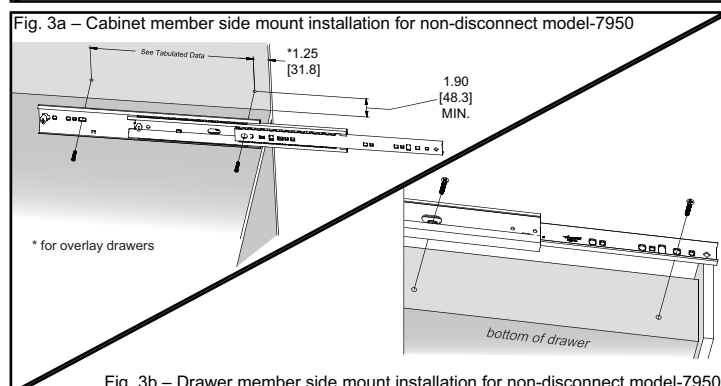
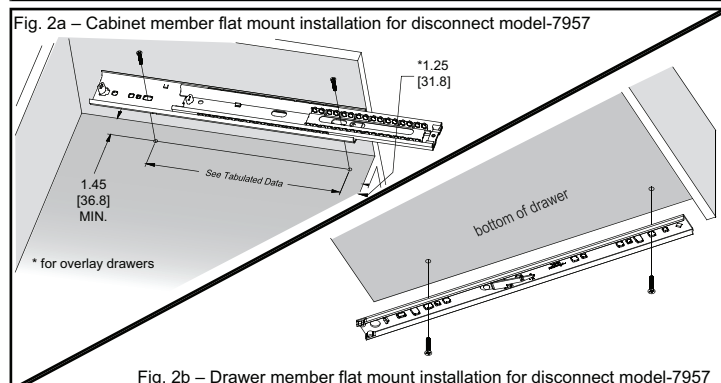
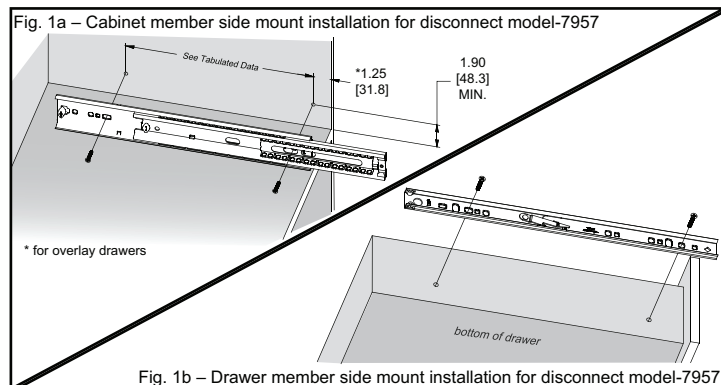
Ball retainers: Cold rolled steel.

Ball bearings: Carburized steel.

RoHS compliant.

Note: Specifications, materials, prices, terms, and delivery are subject to change.

For the most current technical information visit www.accuride.com



Accuride

ACCURIDE INTERNATIONAL INC.

12311 Shoemaker Avenue
Santa Fe Springs, CA 90670

TEL (562) 903-0200
FAX (562) 903-0208
www.accuride.com

Manufacturing, Engineering, and Sales
United States • Germany • Japan • Mexico • United Kingdom • China

Copyright © 2022 Accuride International Inc. 3700-9536(1235)-MK148-R4-1223