



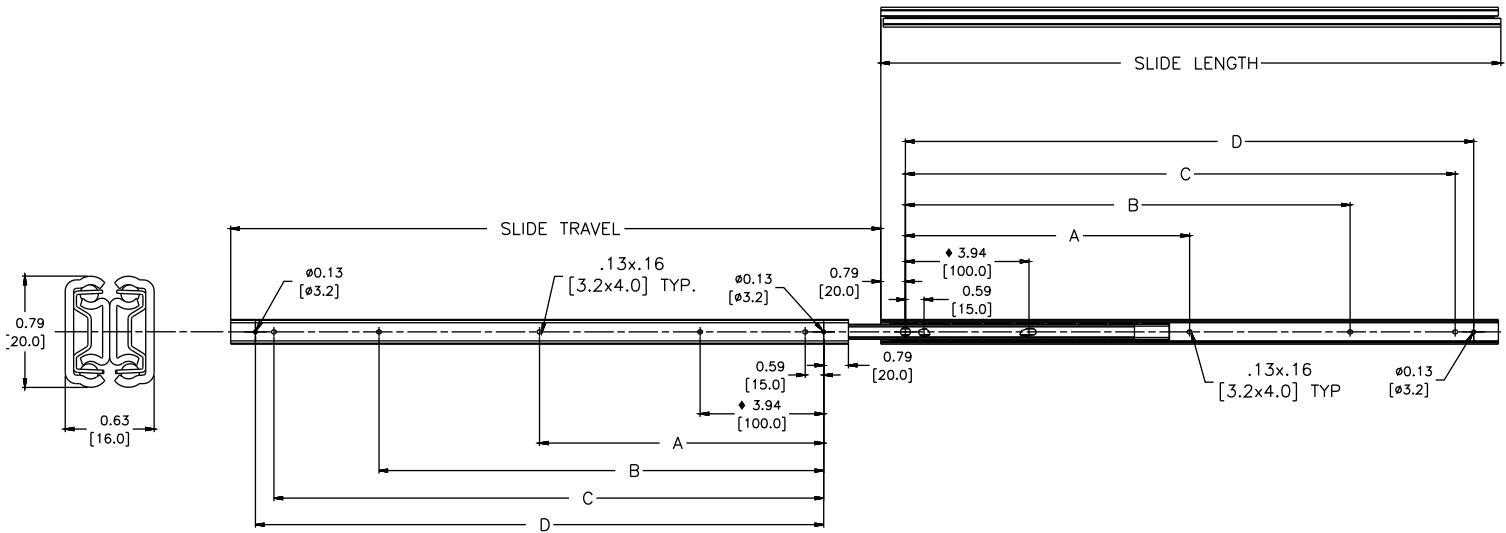
100% Extension, low profile height of 20 mm
 Note: Not suitable for flat mounting.

APPLICATIONS:

100% extension provides full access to contents, making it ideal for ATMs, copy machines, printers, and food and beverage dispensers.

MODEL 2431 QUICK REFERENCE

Side Space: 0.63" [16 mm]
 Length: 6" - 22"
 Height: 0.79" [20 mm]
 Load: 45 lbs.



♦ Holes are not available on the 6" dimension.

- Finish** Electro-zinc plating (C)
- Lengths** Even lengths 6"-22"
[152 mm to 550 mm]
- Travel** See chart
- Drawer width** 18" [450 mm]
- Height** 0.79 [20 mm]
- Load Rating** 45 lbs. [20 kg]
- Side Space** 0.63 [16.0]+0.030/-0.00"
[8.0mm +0.76/-0.00]
- Mounting** Side mount only
- Hardware** M3 Screws
- Ball Bearing** Steel
- Features** Full-extension slide

PART NUMBER	SLIDE LENGTH	SLIDE TRAVEL	A	B	C	D
C 2431-6	5.91[150]	6.14[156]	-	-	3.74[95]	4.33[110]
C 2431-8	7.87[200]	9.09[231]	-	-	5.71[145]	6.30[160]
C 2431-10	9.84[250]	11.02[280]	-	-	7.68[195]	8.27[210]
C 2431-12	11.81[300]	12.95[329]	-	6.30[160]	9.65[245]	10.24[260]
C 2431-14	13.78[350]	14.92[379]	-	8.27[210]	11.61[295]	12.21[310]
C 2431-16	15.75[400]	16.85[428]	-	10.24[260]	13.58[345]	14.17[360]
C 2431-18	17.72[450]	18.78[477]	8.07[205]	12.21[310]	15.55[395]	16.14[410]
C 2431-20	19.69[500]	20.71[526]	9.06[230]	14.17[360]	17.52[445]	18.11[460]
C 2431-22	21.65[550]	22.64[575]	10.04[255]	16.14[410]	19.49[495]	20.08[510]

Notes:

- *Load rating based on an 18" slide on a 18" wide drawer cycled 80,000 times.
- Recommended Fixing: M3 screws

Install Cabinet Member

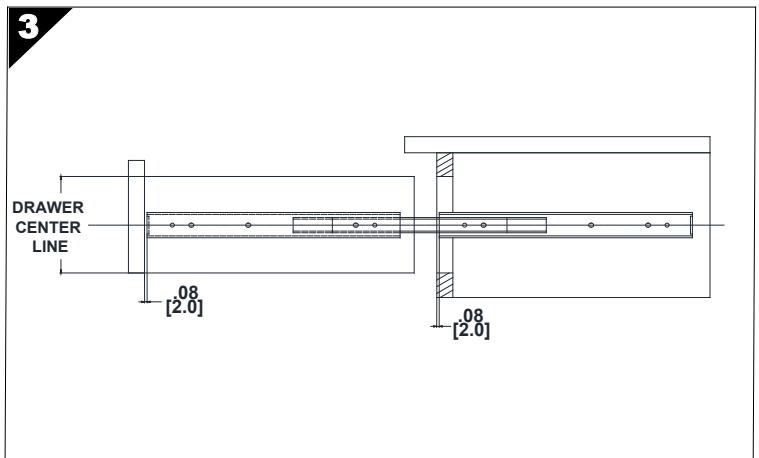
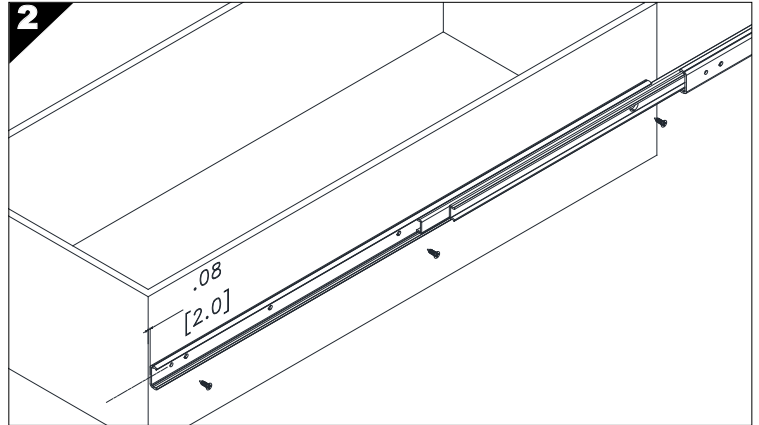
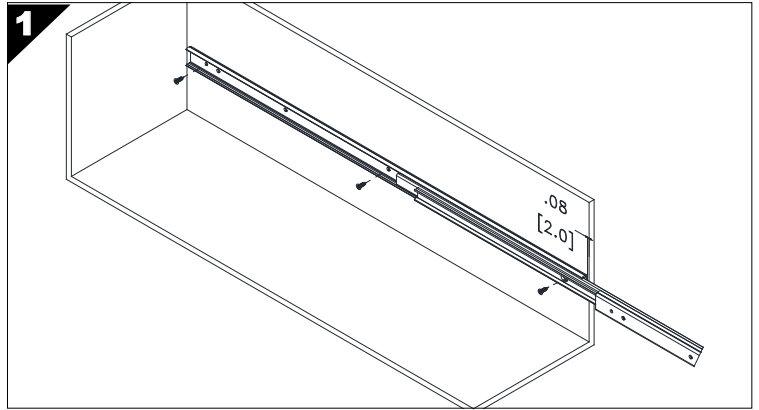
1. Secure the cabinet member to the cabinet using M3 screws. (Wood screws are included in the D Pack configuration)
2. Ensure the slides are parallel and position the cabinet member 2 mm away from the cabinet's external face. (Figure 1)

Note: All mounting holes must be used to achieve the maximum load rating.

Install Drawer Member

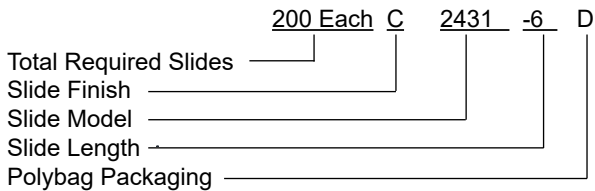
3. Mark a horizontal line on the drawer side, aligning it with the slide centerline.
4. Position the slide 2 mm away from the front face of the drawer member.
5. Secure the cabinet member to the cabinet using M3 screws. (Wood screws are included in the D Pack configuration) (Figure 2)

Note: To access additional mounting holes in both the cabinet and drawer members, move the intermediate member to align the access hole with the mounting hole.



Slide Ordering Instructions

Complete your slide order for model 2431 by specifying the following:



For the most current technical information visit www accuride.com

Packaging

Distributor (D) Pack: All lengths are packaged 10 pairs per box. Each polybag includes one pair of slides, an installation sheet, and M3 wood screws for cabinet member.

Bulk (P) Pack: All lengths are packaged 10 pairs per box. Installation screws are not included.

Specifications

- Slide members: Cold rolled steel
- Ball retainers: Cold rolled steel
- Ball bearings: Carburized steel
- RoHs Compliant

Note: Specification, materials, prices, terms and delivery are subject to change without notice.



ACCURIDE INTERNATIONAL INC.

12311 Shoemaker Avenue
Santa Fe Springs, CA 90670

TEL (888) 491-7112

FAX (562) 903-0208

www accuride.com

Manufacturing, Engineering, and Sales

United States • Germany • Japan • Mexico • United Kingdom • China

Copyright © 2017-2025 Accuride International Inc. 3700-9617-MK217-R2-0425