



# MODEL 3832CHDSC cam

DRAWER  
ADJUST

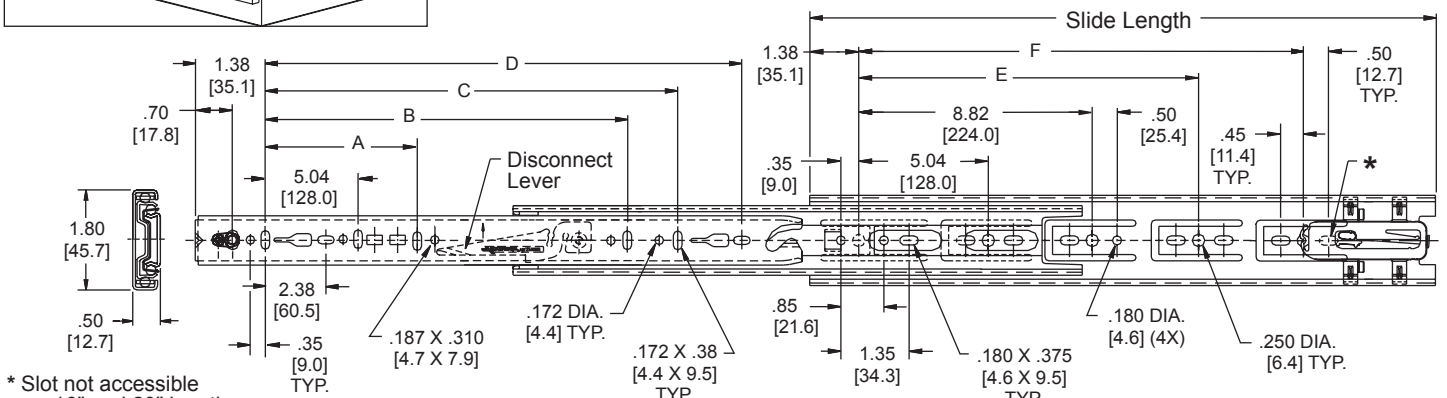
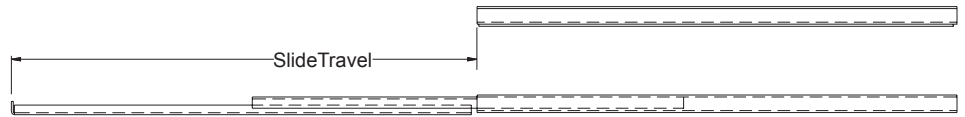
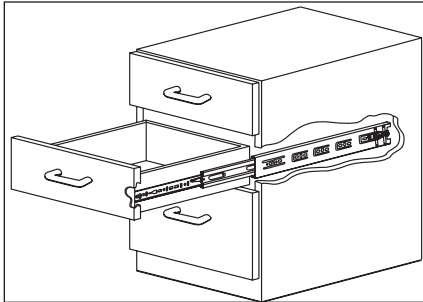
Vertical CAM Adjustment

Heavy-Duty Self-Close

Stay-Close

Optional Face Frame Brackets

**APPLICATIONS:** Use when a stay-close and stronger self-closing action is required as in industrial workstations, residential and kitchen cabinetry, casework, and medical emergency carts\*. Not intended for lateral file drawer applications. **This product is covered by U.S. (6,145,945) and various foreign patents issued and/or pending.**



\* Slot not accessible on 16" and 20" lengths.

- Finish** Clear electroplate (C) or black electroplate (CB)\* finish
- Load** Slides rated at 100 lbs [45 kg] per pair ♦
- Length** 12"–28" [254 mm–711 mm]
- Detent Force** 6–9 lb. [2.7–4.1 kg.] per slide
- Side Space** 50" (+ .031 -0.00) [12.7 mm] (+ 0.8 -0.0)
- Travel** See chart
- Height** 1.80" [45.7 mm]
- Disconnect** Handed lever disconnect
- Mounting** Side; optional brackets for face frame mounting
- Features** Drawer member vertical cam adjustment. Silenced open and closed. Self-close and stay close action eliminates bounce back and drawer creep.

Part Number	Slide Length	Slide Travel	A	B	C	D	E	F	G
3832-C12HDSC	11.81 [300]	11.25 [286]				9.09 [231]			
3832-C14HDSC	13.78 [350]	14.00 [356]				11.06 [281]			
3832-C16HDSC	15.75 [400]	16.00 [406]				13.03 [331]	11.34 [288]		
3832-C18HDSC	17.72 [450]	18.00 [457]		12.60 [320]		14.99 [381]	12.60 [320]		
3832-C20HDSC	19.69 [500]	20.00 [508]				16.96 [432]	15.12 [384]		
3832-C22HDSC	21.65 [550]	22.00 [559]		16.38 [416]		18.93 [481]	16.38 [416]		
3832-C24HDSC	23.62 [600]	24.00 [610]	8.82 [224]	16.38 [416]		20.90 [531]	13.86 [352]	18.90 [480]	18.90 [480]
3832-C26HDSC	25.59 [650]	26.00 [660]	8.82 [224]	16.38 [416]	21.42 [544]	22.87 [581]	13.86 [352]	20.16 [512]	20.16 [512]
3832-C28HDSC	27.56 [700]	28.00 [711]	8.82 [224]	11.34 [288]	16.38 [416]	21.42 [544]	13.86 [352]	21.42 [554]	21.42 [554]

NOTE: Drawer width should not exceed slide length.  
 NOTE: For optimal performance, make drawer 1-1/16" [27.0 mm] less than cabinet opening.  
 NOTE: Slides may not function properly if side space is less than .50" [12.7 mm].

- \* A lateral file drawer is wider than it is deep.
- \* Minimum order quantities may apply.
- ♦ Load rating based on 18" slides mounted in a 16" wide drawer.

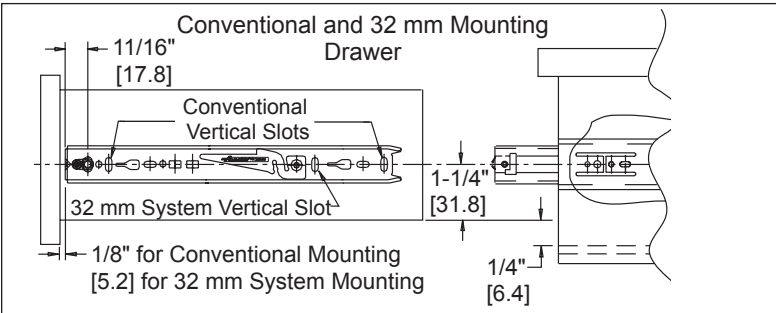
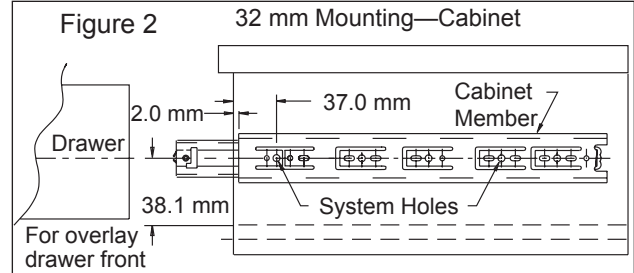
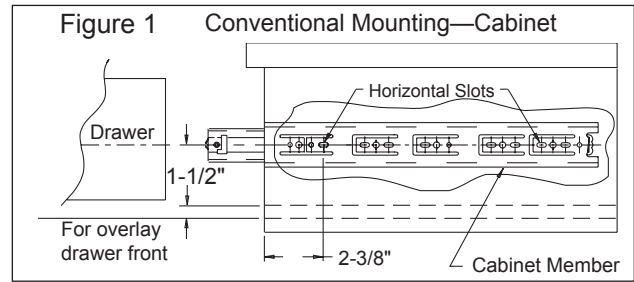
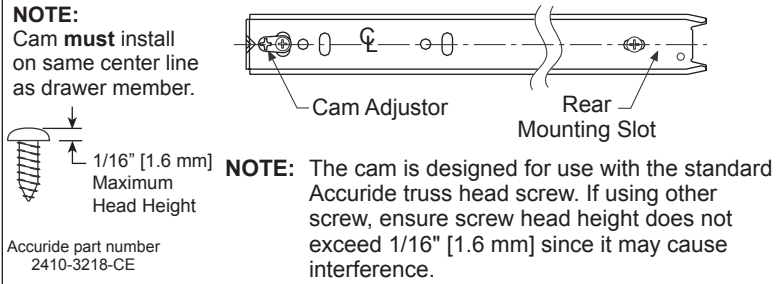
# Installation Instructions

## Install Cabinet Member

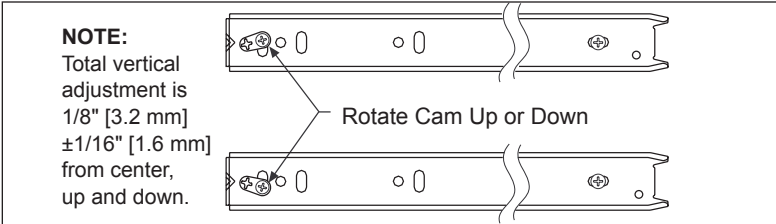
1. Separate slide members by simultaneously lifting up the left hand disconnect lever and pushing down the right hand lever
2. Install cabinet (large) member first. For applications with an overlay drawer front, refer to Figure 1 for conventional mounting and Figure 2 for 32 mm System mounting. For applications with an inset drawer front, set the slide back the thickness of the drawer front plus 1/8" [3.2 mm].

## Install Drawer Member

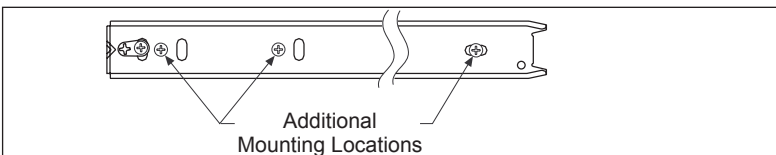
3. Install the drawer member with a screw through the cam adjuster and through a hole or slot at the rear.



4. Make sure the ball bearing retainers in the cabinet side are fully forward. Install drawer into cabinet. Close the drawer.
5. Open drawer and rotate the cam with a Phillips or Pozi screwdriver to vertically position the drawer in relation to the cabinet.



6. Install additional set screws to secure. **NOTE:** Install drawer pulls or knobs **after** set screws are in place.



## Slide Ordering Instructions

Complete your slide order for Accuride models 3832CHDSC by specifying the following:

50 Pair      C 3832      -C18      HDSC      D

Total Required Slides \_\_\_\_\_

Slide Finish \_\_\_\_\_

Slide Model \_\_\_\_\_

Slide Length \_\_\_\_\_

Heavy-Duty Self-Close Feature \_\_\_\_\_

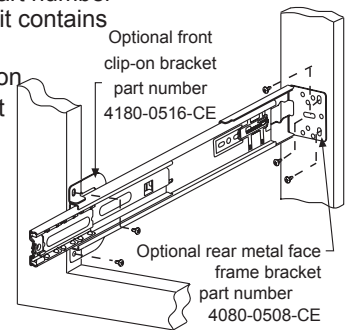
Polybag Packaging \_\_\_\_\_

## Optional Face Frame Brackets

Face frame brackets are ordered as a kit or in bulk. Brackets are available in clear zinc finish only. Mounting screws are not included.

To order kits, specify part number **4180-0322-XE**. Each kit contains 2 front brackets, 2 rear brackets, and installation instructions. Order 1 kit per pair of slides.

For bulk, order 2 front brackets (**P/N 4180-0516-CE**) and 2 rear brackets (**P/N 4080-0508-CE**) per pair of slides.



## Packaging

**Distributor (D) Pack:** All lengths are packaged 10 pair per box. Polybag includes one pair of slides with mounting screws.

**Bulk (P) Pack:** All lengths are packaged 10 pair per box. Slides and screws are ordered and packaged separately.

## Specifications

Slide members and ball retainers: Cold rolled steel  
Ball bearings: Carburized steel

**Note:** Specifications, materials, prices, terms, and delivery are subject to change without notice.

# Accuride

ACCURIDE INTERNATIONAL INC.

12311 Shoemaker Avenue  
Santa Fe Springs, CA 90670

TEL (562) 903-0200  
FAX (562) 903-0208

www.accuride.com

Manufacturing, Engineering, and Sales

United States • Germany • Japan • Mexico • United Kingdom • China